




# THE TOP THREE






**3<sup>RD</sup> BEST PLANT**

**TROMBAY THERMAL POWER STATION**  
(Tata Power Company Ltd.)

**SCORE - 48 %**




Centre for Science and Environment



# Trombay Power

- ✓ Two coal- fired units (250MW and 500 MW)
- ✓ One of the highest plant availability; 94%
- ✓ Dry Fly ash handling; 100 % Fly ash use
- ✓ Coastal plant; low fresh water need; 0.5 m<sup>3</sup>/MWh
- ✓ Average efficiency; 34 %
- ✓ Above average pollution control; FGD for SO<sub>2</sub> emission control






**2<sup>ND</sup> BEST PLANT**

**TORANAGALLU THERMAL POWER STATION**  
**(JSW Energy Ltd.)**

**SCORE - 49 %**




Centre for Science and Environment



# Toranagallu Power

- ✓ Above average efficiency; 38%
- ✓ 91 % availability, 94 % PLF
- ✓ One of the lowest CO<sub>2</sub> emitter in India; 0.93 kg/kWh
- ✓ One of the most water-efficient ; 2m<sup>3</sup>/MWh
- ✓ Zero liquid discharge: RO for effluent treatment
- ✓ Average ash use; Gainful use only 51%
- ✓ FGD for SO<sub>2</sub> control; not available






# BEST PLANT

## BUDGE BUDGE GENERATING STATION (CESC Ltd.)


**SCORE - 52 %**






# Budge- Budge Power

- ✓ Commendable efforts for water conservation; 2.2 m<sup>3</sup>/MWh, Zero liquid discharge
- ✓ Commendable efforts for ash handling & use:
  - ◆ *Complete dry fly ash handling*
  - ◆ *Bottom ash dewatering system*
  - ◆ *100 % Fly ash use; 76 % gainful use*
  - ◆ *HSCD system, pneumatic ash transport & store*
- ✓ One of the highest plant availability ; 93 %
- ✓ Efficiency better than average; 35.7 %
- ✓ Meets stricter PM norms of 50-75 mg/Nm<sup>3</sup>
- ✓ No FGD for SO<sub>2</sub> control





**SPECIAL RECOGNITION**  
*for*  
**RESOURCE EFFICIENCY**








# **BEST IN WATER EFFICIENCY**

## **SURAT THERMAL POWER STATION**

**(GIPCL)**






# **BEST IN ENERGY EFFICIENCY**


## **MUNDRA ULTRA MEGA POWER PLANT**

**(CGPL- Tata Power Company Ltd.)**





# THE REPORT CARD





	Plant	Score (%)	Award
1.	CESC-Budge Budge	52	
2.	JSWEL-Toranagallu	49	
3.	Tata-Trombay	48	
4.	JSWEL-Ratnagiri	44	
5.	Reliance-Dahanu	39	
6.	JPL-Raigarh	39	
7.	GIPCL-Surat	38	
8.	NLC-Barsingsar	38	
9.	Tata-Jojobera	37	
10.	Tata-Mundra	36	
11.	Reliance-Rosa	30	
12.	NTPC-Sipat	28	
13.	Torrent-Sabarmati	28	
14.	Lanco-Udupi	27	
15.	Adani-Mundra	26	
16.	NTPC-Kahalgaon	26	
17.	NTPC-Ramagundam	25	
18.	NTPC-Talcher Kaniha	24	
19.	RRVUNL-Kota	23	
20.	KSK-Wardha Warora	23	
21.	OPGCL-Ib Valley	23	
22.	MPPGCL-Birsinghpur	23	
23.	Maithon Power	22	
24.	NLC II-Neyveli	22	
25.	Lanco-Amarkantak	22	
26.	NTPC-Singrauli	21	
27.	APGENCO-Vijayawada	21	



28.	TANGEDCO-Tuticorin	19	No leaves
29.	WBPCL-Bakreshwar	19	No leaves
30.	PSPCL-Ropar	18	No leaves
31.	TANGEDCO-Mettur	18	No leaves
32.	GSECL-Wanakbori	17	No leaves
33.	HPGCL-Hissar	16	No leaves
34.	NTPC-Badarpur	16	No leaves
35.	TSGENCO-Kothagudem V & VI	15	No leaves
36.	CSPGCL-Hasdeo	15	No leaves
37.	WBPCL-Bandel	13	No leaves
38.	DVC-Mejia	13	No leaves
39.	MAHAGENCO-Chandrapur	12	No leaves
40.	UPRVUNL-Anpara- A & B	12	No leaves
41.	MAHAGENCO-Nasik	11	No leaves
42.	TSGENCO-Kothagudem ABC	11	No leaves
43.	KPCL-Raichur	10	No leaves
44.	TVNL-Lalpania	9	No leaves
45.	DVC-Bokaro 'B'	8	No leaves
46.	UPRVUNL-Obra	8	No leaves
47.	JSEB-Patratu	6	No leaves