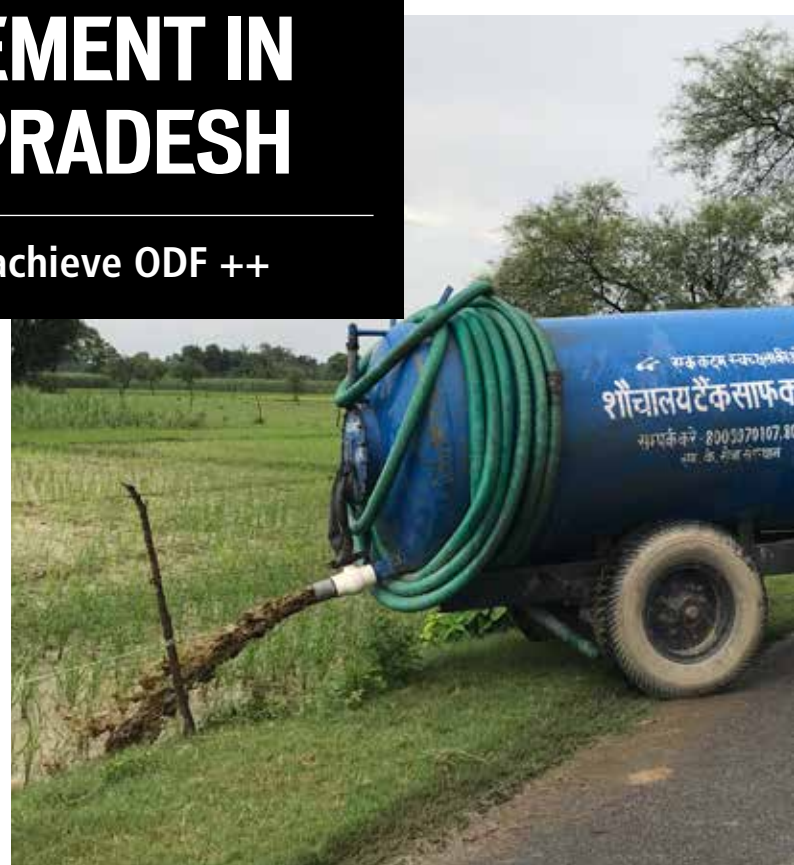




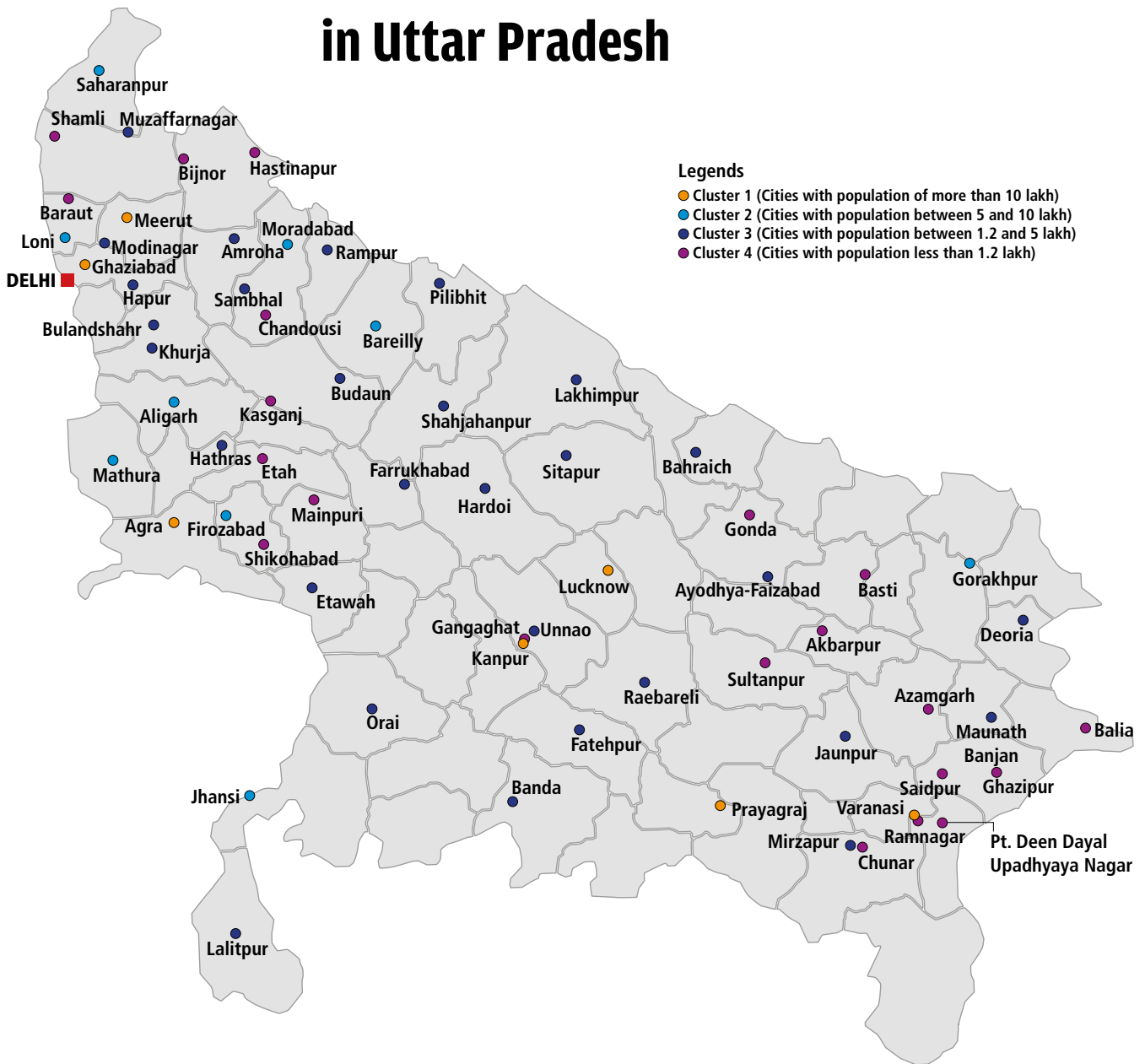
# NEEDS ASSESSMENT OF FAECAL SLUDGE AND SEPTAGE MANAGEMENT IN UTTAR PRADESH

Helping cities achieve ODF ++



This study is done as part of technical support provided to Department of Urban Development, Uttar Pradesh

# Location of 66 target cities and towns in Uttar Pradesh



## KEY OBSERVATIONS

More than **60%** of the total population is dependent on onsite sanitation systems like septic tank and pit latrine. Out of which, the faecal sludge and septage of 7% of the population is treated

Septic tank effluent (overflow) of **50%** of the population is discharged in open drains, of which, 2% is treated by tapping of nullahs and drains

**29%** of the population is connected to sewerage network. Of which, sewage of 16% of the population is treated

More than **80%** of the sewerage network in state is found in 7 cities (out of 635)

Sanitation provision through sewer system increases with the increase in population of cities

Excreta of **8%** of the population is discharged directly in open drains

**4%** of the population still defecates in the open

Excreta of **27%** of the total population is safely managed. 7% of which is safely stored in containment systems

No city is **100%** seweraged

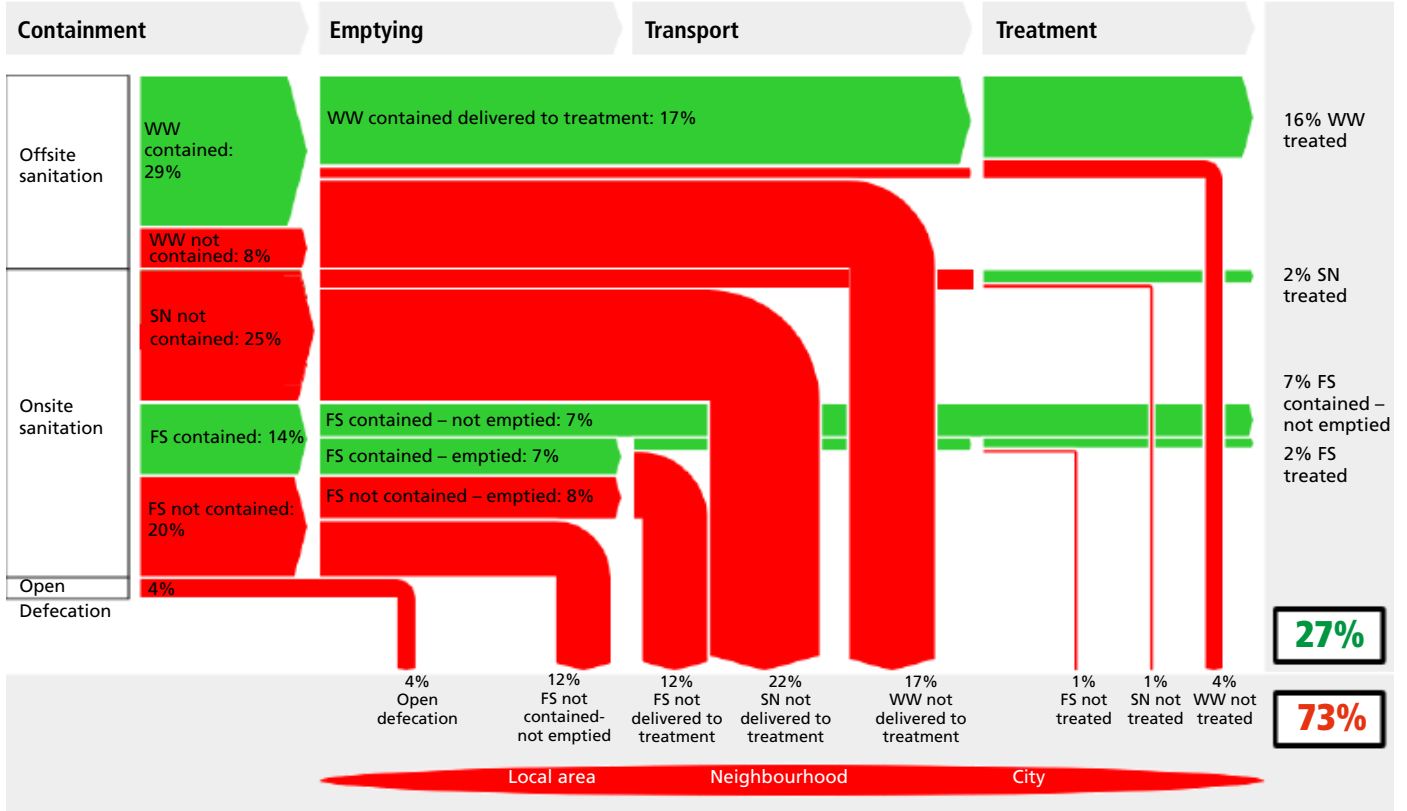
	CITY	POPULATION	OPEN DEFECACTION	OFFSITE	ONSITE
CLUSTER 4	Saidpur	24,338	14	0	72 14
	Hastinapur	26,452	9	2	87 2
	Chunar	37,185	31	0	66 3
	Ramnagar	49,132	13	71	15 1
	Gangaghat	84,072	14	2	81 3
	Bijnor	93,297	0	6	87 7
	Baraut	101,277	2	8	88 2
	Kasganj	103,764	10	3	74 13
	Ballia	104,424	30	10	57 3
	Shikohabad	107,300	5	22	69 4
	Sultanpur	107,640	22	15 4	48 11
	PDDUN*	109,650	8	14	68 10
	Ghazipur	110,698	10	0	82 8
	Azamgarh	110,983	1	0	85 14
	Akbarpur	111,447	18	9	66 7
	Gonda	114,046	3	12	81 4
	Chandausi	114,383	3	8	83 6
	Basti	114,657	11	10	73 6
	Mainpuri	117,327	1	10 2	73 14
Etah	118,517	7	3	77 13	
Shamli	118,605	1	7	82 10	
CLUSTER 3	Khurja	121,207	2	23	70 5
	Pilibhit	127,988	2	3	89 6
	Deoria	129,479	3	3	81 13
	Modinagar	130,168	3	22	73 2
	Lalitpur	133,305	11	6	72 11
	Hathras	135,594	3	13	82 2
	Lakhimpur	151,993	1	4	78 17
	Budaun	159,285	2	2	91 5
	Banda	160,473	6	4	82 8
	Sitapur	177,234	9	4	75 12
	Unnao	177,658	11	11	69 9
	Bahraich	186,223	8	21 2	67 2
	Orai	190,575	3	2	86 9
	Jaunpur	191,092	9	3	86 2
	Fatehpur	191,316	15	6	64 15
	Raebareli	193,193	12	27	49 12
	Hardoi	197,029	7	23	65 5
	Amroha	198,471	0	1	90 9
	Sambhal	220,813	1	5	87 7
	Ayodhya	221,118	7	5 9	73 6
	Bulandshahr	230,024	11	17	67 5
	Mirzapur	233,691	9	13 17	35 26
	Etawah	256,000	0	6 8	86
Hapur	262,983	4	12	78 6	
Farrukhabad	276,012	1	24 1	67 7	
Maunath Bhanjan	278,745	2	0	90 8	
Rampur	323,512	1	11	79 9	
Shahjahanpur	341,225	4	4	79 13	
Muzaffarnagar	392,768	1	4 3	71 21	
CLUSTER 2	Jhansi	507,293	0	21 1	66 12
	Loni	516,082	1	10 7	56 26
	Firozabad	603,797	5	21 1	71 2
	Gorakhpur	673,446	4	9 4	60 23
	Saharanpur	705,478	2	25 22	29 22
	Mathura	826,808	12	11 36	32 9
	Moradabad	887,871	1	2	89 8
	Aligarh	889,408	8	22	62 8
Bareilly	898,167	2	43	49 6	
CLUSTER 1	Prayagraj	1,112,544	3	18 43	26 10
	Varanasi	1,198,491	1	44 21	6 28
	Meerut	1,305,429	1	15 32	51 1
	Agra	1,648,643	2	9 23	38 28
	Ghaziabad	2,135,327	0	17 50	29 4
	Kanpur	2,765,348	3	14 33	43 7
Lucknow	2,957,960	4	15 38	12 31	

NOTE: The numbers above represents excreta in terms of contributing percentage of population

\*Pandit Deen Dayal Upadhyaya Nagar

Unsafe management Safe management





Please turn overleaf for SFD of UP state



Key: WW: Wastewater, FS: Faecal sludge, SN: Supernatant ■ Safely managed ■ Unsafely managed

Note: This SFD is done based on study of 66 towns and cities, representing 60% of urban population in UP  
To know more about SFDs, visit <https://sfd.susana.org>

### OTHER PUBLICATIONS



To download reports, visit <https://www.cseindia.org/reports>



**Centre for Science and Environment**

41, Tughlakabad Institutional Area, New Delhi-1100 62  
Phone: 011-40616000  
Fax: 011-29955879

Programme Support Unit,  
3/17 Vikas Khand, Gomti nagar  
Lucknow- 226 010, Uttar Pradesh  
Tel. 0522-4240806

Contact us: [fsm@cseindia.org](mailto:fsm@cseindia.org); Visit: [www.cseindia.org](http://www.cseindia.org)