



Forest Rights Act 2006 a status update

Regional Media Briefing Workshop

22.09.2022

Y. Giri Rao
Executive Director
VASUNDHARA





My Focus

Status Update on
Individual Forest Rights

Status Update on
Community Forest Rights

Key Issues and
Challenges




“
This a law for you... For us ...
It is about our world ... our
mother (jangan)... our identity...
our existence.... our dignity...
our culture...”



ଅନ୍ୟତା - ୨୫ - ୨୦୧୨ ଦିନ ଦିନ ଯାହା ପାଣି ପାଣି ଯାହା,
 ଲୋକମାନେ ଗ୍ରାମରୁ ଲୋକମାନେ ଗ୍ରାମ ଯାଣି ମାଲେ ଲୋକ ଲୋକ
 କହିଥିଲେ, ଲୋକେ କିଲେକିଲେ ଲୋକେ ଲୋକ ଲୋକେ ଲୋକମାନେ
 ଲୋକେ, ଲୋକେ ଲୋକମାନେ କିଲେକିଲେ ଲୋକେ, ଲୋକେ ଲୋକମାନେ
 ଲୋକେ ଲୋକମାନେ ଲୋକେ ଲୋକମାନେ ଲୋକେ, ଲୋକେ ଲୋକମାନେ
 କିଲେକିଲେ ଲୋକେ,

- ୧- କାଳୀରୁ ଲୋକେ ଲୋକମାନେ ଲୋକମାନେ ଲୋକମାନେ ଲୋକମାନେ ଲୋକମାନେ
- ୨- ଲୋକେ ଲୋକମାନେ ଲୋକମାନେ ଲୋକମାନେ ଲୋକମାନେ ଲୋକମାନେ
- ୩- ଲୋକମାନେ ଲୋକମାନେ ଲୋକମାନେ ଲୋକମାନେ ଲୋକମାନେ ଲୋକମାନେ
- ୪- ଲୋକମାନେ ଲୋକମାନେ ଲୋକମାନେ ଲୋକମାନେ ଲୋକମାନେ ଲୋକମାନେ
- ୫- ଲୋକମାନେ ଲୋକମାନେ ଲୋକମାନେ ଲୋକମାନେ ଲୋକମାନେ ଲୋକମାନେ
- ୬- ଲୋକମାନେ ଲୋକମାନେ ଲୋକମାନେ ଲୋକମାନେ ଲୋକମାନେ ଲୋକମାନେ
- ୭- ଲୋକମାନେ ଲୋକମାନେ ଲୋକମାନେ ଲୋକମାନେ ଲୋକମାନେ ଲୋକମାନେ
- ୮- ଲୋକମାନେ ଲୋକମାନେ ଲୋକମାନେ ଲୋକମାନେ ଲୋକମାନେ ଲୋକମାନେ
- ୯- ଲୋକମାନେ ଲୋକମାନେ ଲୋକମାନେ ଲୋକମାନେ ଲୋକମାନେ ଲୋକମାନେ
- ୧୦- ଲୋକମାନେ ଲୋକମାନେ ଲୋକମାନେ ଲୋକମାନେ ଲୋକମାନେ ଲୋକମାନେ



In a Brief

Tenural
Security

Livelihood
Security

Ecological
Security

The Scheduled Tribes and Other Traditional Forest Dwellers (Recognition of Forest Rights) Act, 2006



सत्यमेव जयते

Citation	Act No. 2 of 2007
Enacted by	Parliament of India
Introduced in Lok Sabha	13 December 2005
Bill Referred to JPC by Lok Sabha	21 December 2005
Rajya Sabha concurred the motion for JPC	23 December 2005
Referred to JPC	03 January 2006
Enacted	29 December 2006
Assented to	29 December 2006
Commenced	31 December 2007

FRA & Tentative Estimation



**198.23 million
rural population
out of 824.56**



**0.18 million
villages out of
0.63**



**36.60 million
hectares of Forest
as CFR out of 66.73**



**41.3 million
households
out of 176.13**



**9.89 million
hectares of
Forest as IFR**



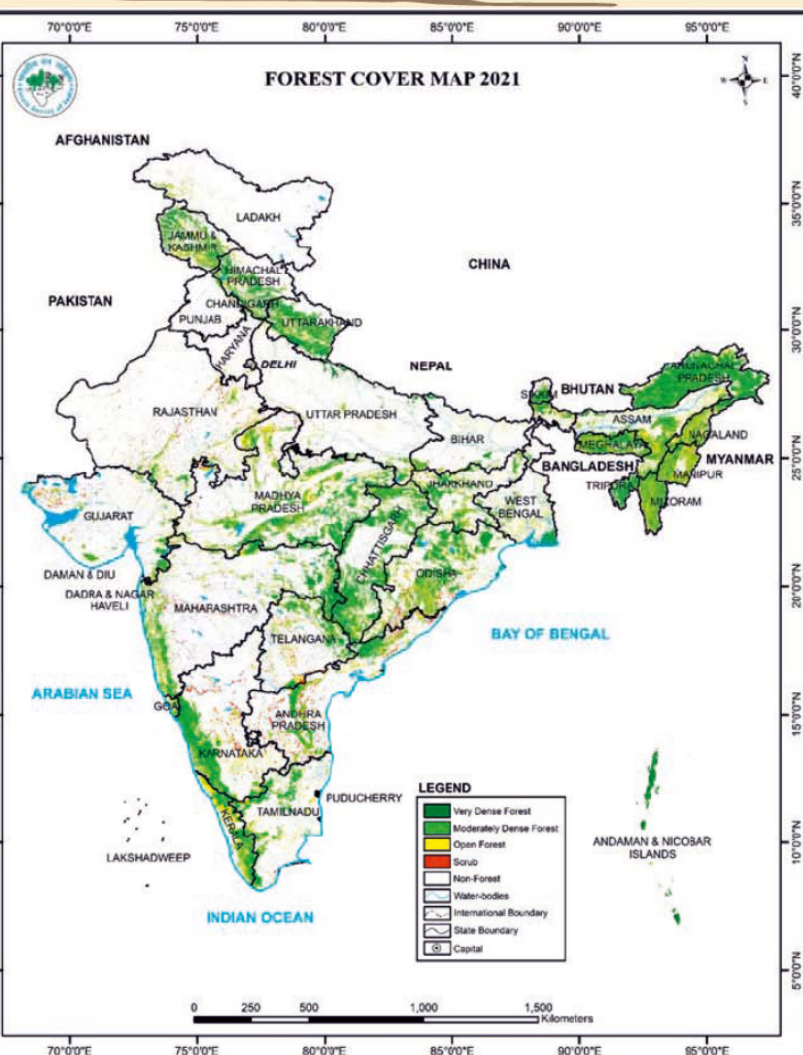
**44.10 million
ST population
out of 88.09**



**3824 Forest
villages as
Revenue Village**

Source: Wasteland Atlas, Gol, Census of India 2011

Implementation Status



Total No. of States

28

Total No. of UTs

8

FRA Implementation

20

2

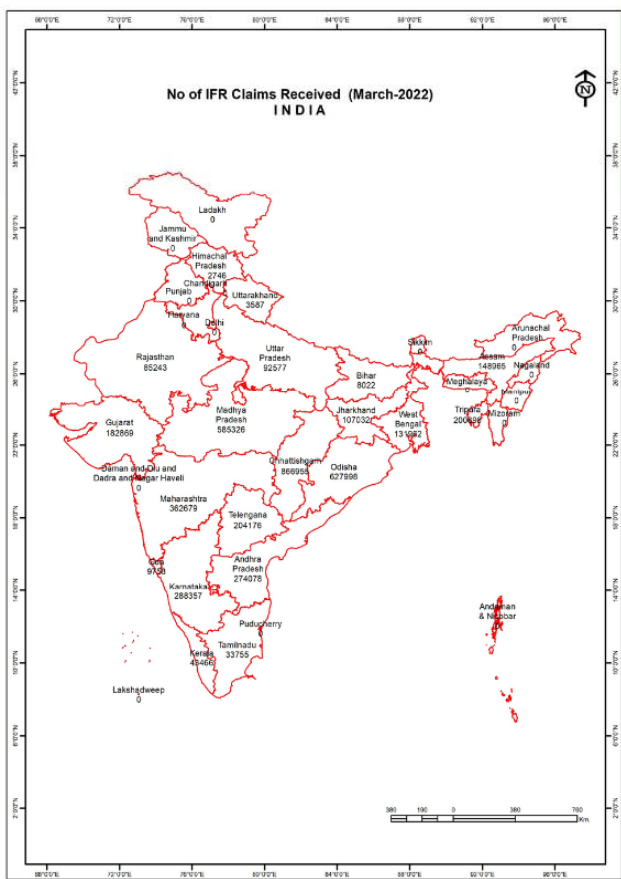
States Yet to Start

Punjab, Haryana, Mizoram, Sikkim, Nagaland, Manipur, Meghalaya

2 UTs has Started

Jammu & Kashmir, Ladakh

Came into Force w.e.f 31st Dec 2007



Status of Individual Forest Rights



Number of Claims
Received by the
Gram Sabha

4276844



Number of Claims
Approved by the
DLC

2181048



Number of Titles
Distributed

2133260



Lowest Approval Rate Bihar (1.51) & Karnataka (5.09)

2 States

Highest Approval Rate AP (78.46) & Odisha (72.90)

**Rate of
Approval** **51%**

Status of Individual Forest Rights



Extent of Area Recognized:
1840558.45 hectares

Avg. Area of Recognition:
0.86 hectare

% to Total RFL of the Country:
2.37%

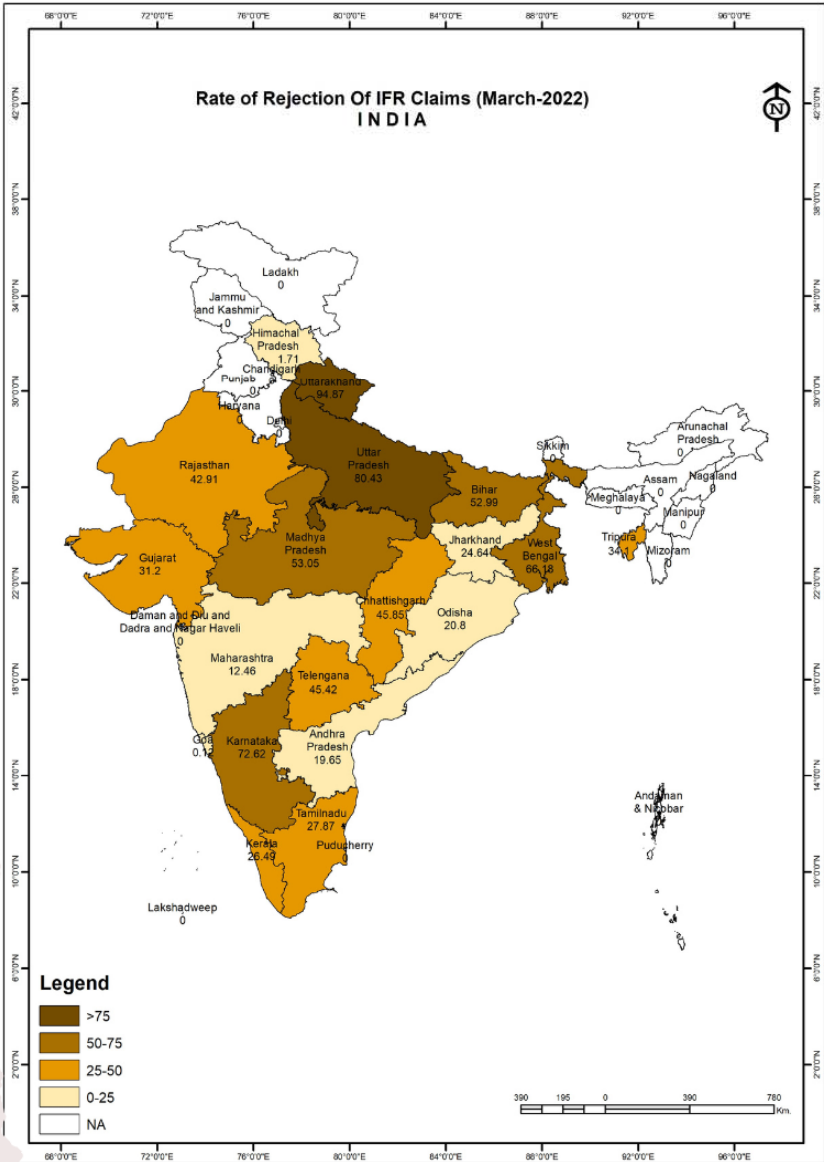
% to Potential Area:
18.62%

1633421

Rate of
Rejection

38.19%

Odisha	22%
OTFD	99%
Chhattisgarh	46%
OTFD	76%





**Chhattisgarh is only State in the Country
that has constituted the Forest Rights
Committee in Urban Areas and distributed
forest rights titles in Urban areas under the
Forest Rights Act, 2006.**



**Number of Claims
Received by the
Ward Sabha**

411

**Number of Claims
Approved by the
DLC**

223

**Titles
Distributed**

192

**Extent of Area
Recognized (Ha)**

46.44





Odisha is the ONLY State in the Country, where 58% of IFR titles are incorporated in Revenue Records and Copy of RoR has distributed

Community Forest Rights - Bunch of Rights



Right of ownership, access to collect, use and dispose of MFP



Access to Biodiversity and community right to IP & TK related to Biodiversity & Cultural Diversity



Conversion of all Forest villages, unsurveyed villages into revenue villages



Right of uses or entitlements such as fish & other products of water bodies



Rights accepted as rights of tribals under any traditional or customary law



Nistari Rights



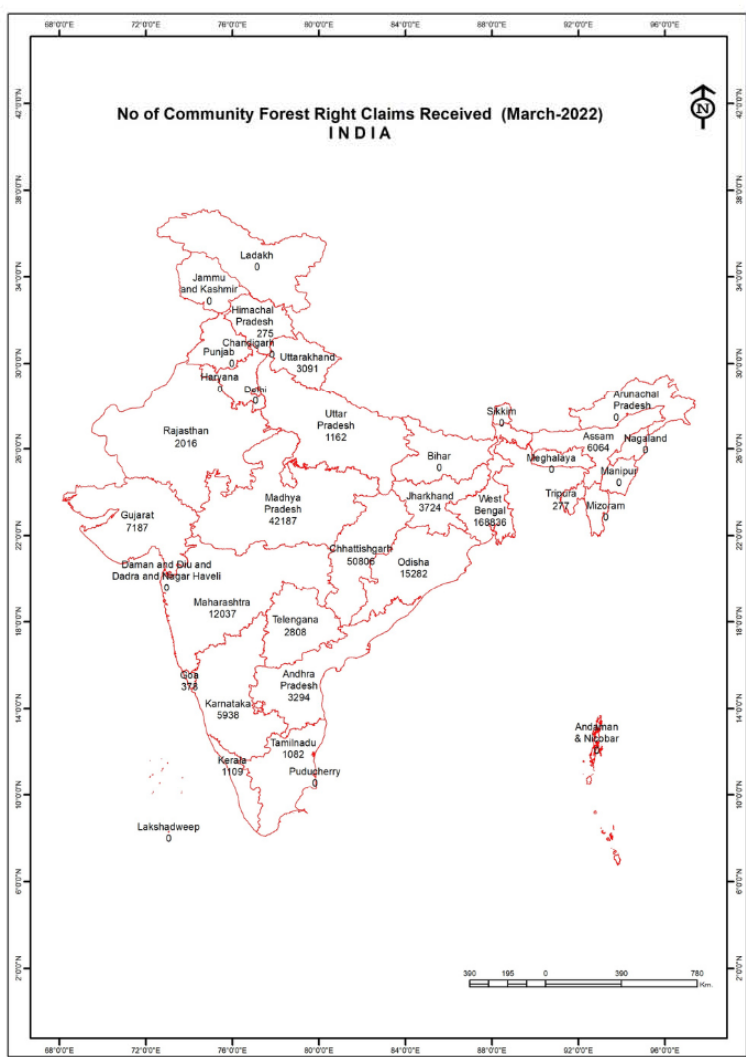
Traditional Seasonal Resource Access of Nomads or Pastoralist Communities



Community Tenures of Habitat and Habitation for PVTGs & Pre-agricultural communities



Right to Protect and Manage the Forests



Rate of Approval - 63%

Status of Community Forest Rights



Number of Claims
Received by the
Gram Sabha

169259



Number of Claims
Approved by the
DLC

106902



Number of Titles
Distributed

102585

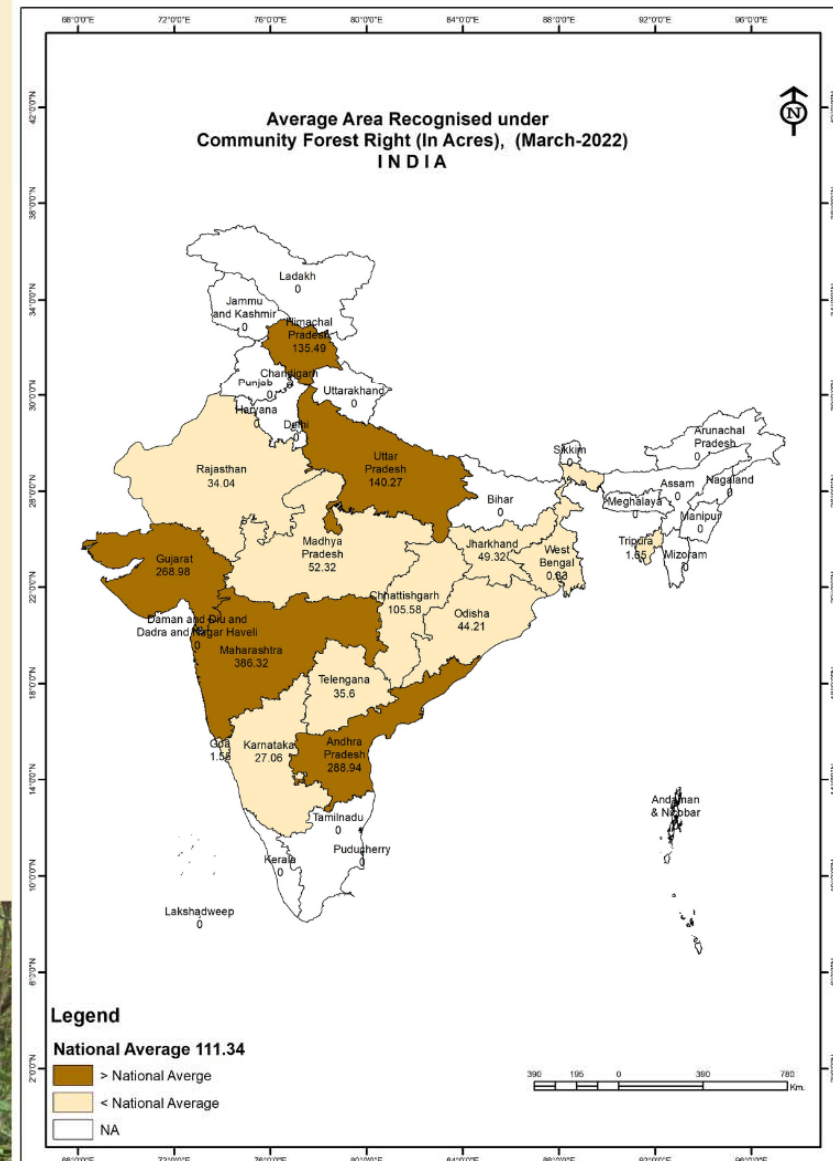


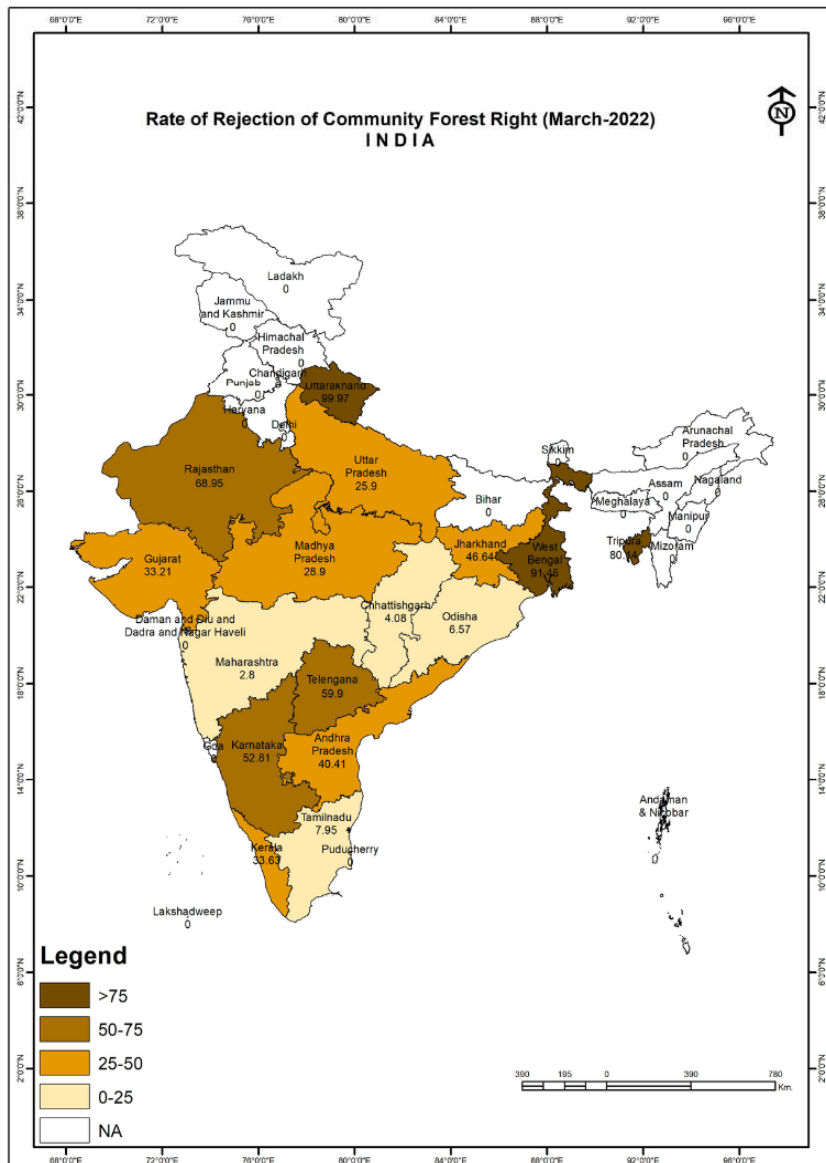
**Extent of Area Recognized:
4646811 hectares**

**Avg. Area of Recognition:
45.29 hectares**

**% to Total RFL of the Country:
5.99%**

**% to Potential Area:
12.69%**





No. of Claims Rejected

40422

Rate of Rejection - 24%

States with Highest Rate of Rejection

Uttarakhand - 99.97%



West Bengal - 91.45%

Rajasthan - 62.65%

Telangana - 59.90%

Tripura - 80.14%

CFR

	
Claims Received by the Gram Sabha	Claims Approved by the DLC
3915	NA
No. of Titles Distributed	
3731	
Gram Sabhas (Rural)	Ward Sabhas (Urban)
3727	04

@vasundhara.odisha



Extent of CFR Area (in Ha)
1532317
Avg CFR Area (in Ha)
410.70
No. of Titles Distributed in Protected Area Network
5
Extent of CFR Area (in Ha)
5956.25

@vasundhara.odisha



No. of CFR Titles Distributed in PVTGs inhabited villages
106
Extent of CFR Area Recognised (in Ha)
76806.53
Avg CFR Area (in Ha)
724.59

@vasundhara.odisha

Chhattisgarh

Odisha

Status on Community Forest Rights

Most of the CFR
claims are
rejected at Gram
Sabha and SDLC
Level



No. of Titles
Distributed

3393



No. of Claims
Rejected

135

RATE OF REJECTION - 2.22%



Status on Community Forest Rights



Potential CFR Area to be Recognized (in Ha)
2304112
Extent of CFR Area Recognised (in Ha)
246601
% of Area Recognized against POTENTIAL
10.70%

Status on Community Forest Rights

Right to Protect
& Conserve

Section 3(1)(i)
recognizes
community
based
conservation
and governance
of Forests

Right over Community Forest Resources



No. of Claims Received
by the Gram Sabha

6068



No. of Claims Approved
by the DLC

4098

APPROVAL RATE - 61%



**Habitat Right
of PVTGs & Pre-
agricultural Communities**



**Conversion of Forest
Villages
into Revenue Village**



**Seasonal Access of
Pastoral and Nomadic
Communities**



Key Issues

No Budgetary Provision

Lack of Understanding on the Law and
Its POTENTIAL

Person Specific

No Information and Data base


Mandated bodies are Non-Functional

Eviction

Non-cooperation from the Forest Department

Conflicting laws and Policies

Forcible Plantation & Consent





Thank You

